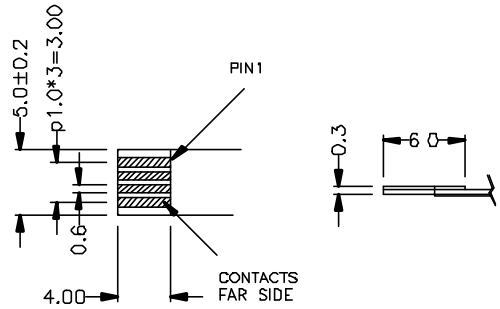
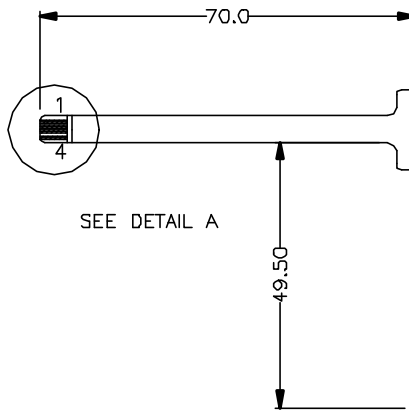


FRONT VIEW

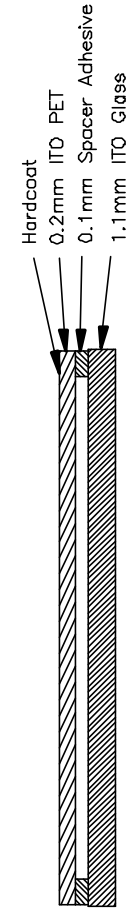


DETAIL A



Pin #	Assignment
1	Left
2	Bottom
3	Right
4	Top

SEE DETAIL A



SECTION A-A

NOTES:

1. ITO GLASS THICKNESS : 1.1mm
2. ITO PET TOP CIRCUIT THICKNESS : 0.2mm
3. SPACER ADHESIVE : 0.1mm
4. OVERALL THICKNESS : 1.40mm ±0.07
5. CONNECTOR AND PINOUT AS INDICATED
6. FRONT SURFACE ANTIGLARE HARDCOAT
7. OPTICAL SPECIFICATION : A001
8. LAYER TO LAYER ASSEMBLY TOLERANCE: ±0.3mm
9. FPC TAIL

NO.	DATE	DESCRIPTION
A	12/27/00	PIN ASSIGNMENT MODIFY

REVISION	
CHIEF OF DESIGN	APPROVED
ENGINEER	PROJECT MANAGER
DRAWN BY	DATE
SHT 1 OF 1	REV A

<b>San Technology, Inc.</b>	
TOLERANCES UNLESS SPECIFIED	
.X	± 0.50
.XX	± 0.25
.XXX	± 0.10
ANGULAR	.
PROJECT NAME : 9504	
DWG NO 9504-1-011	
SCALE: 1:1 UNIT. mm	