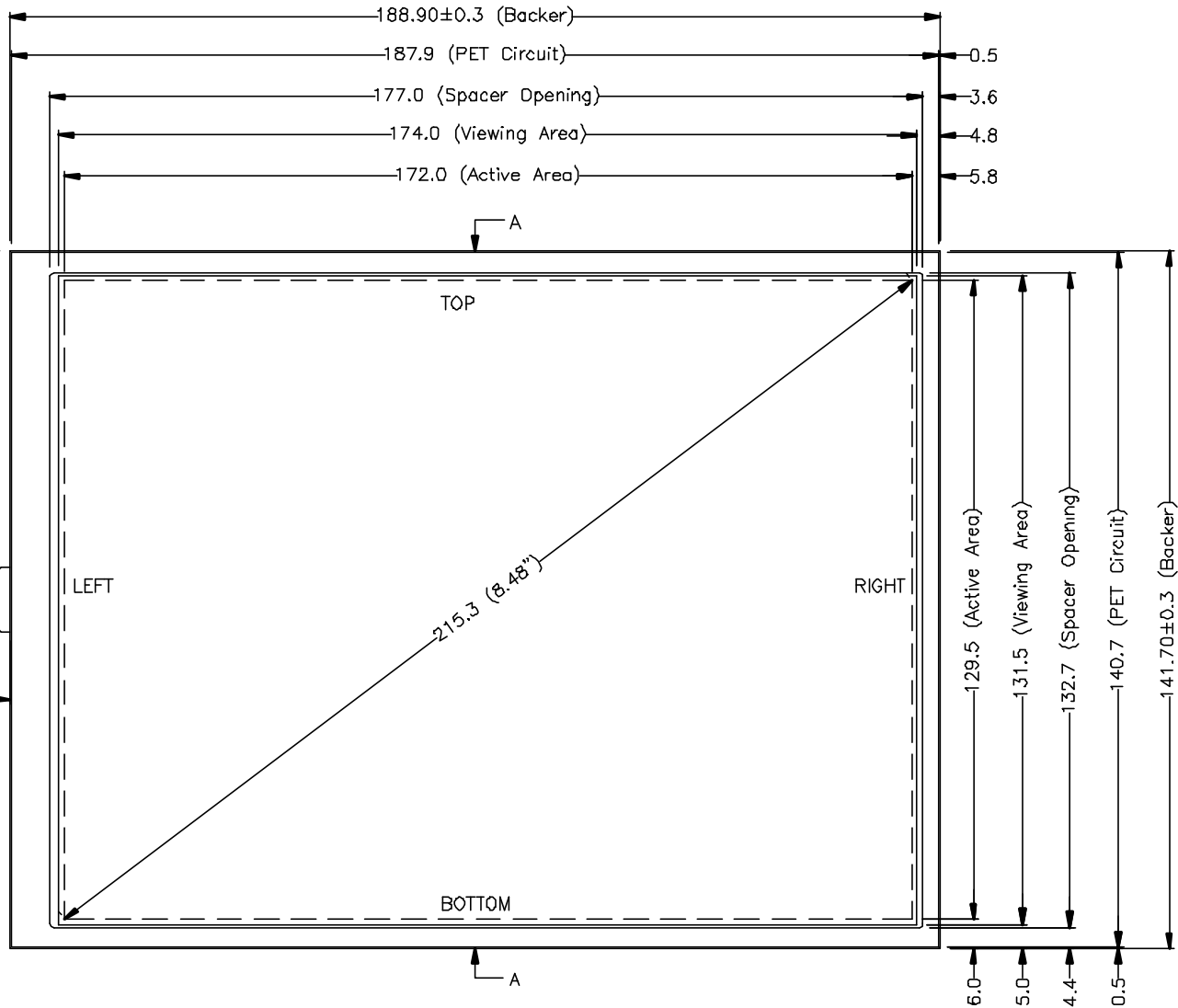
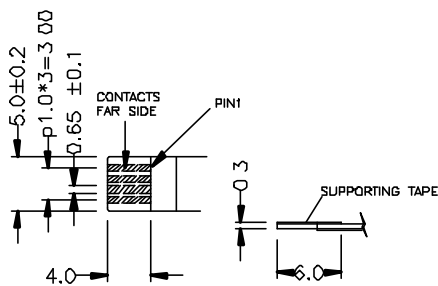
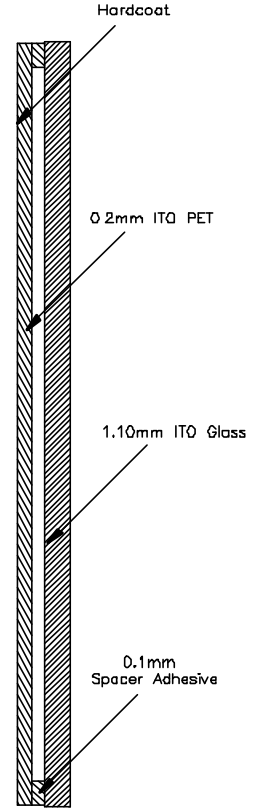
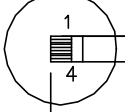


FRONT VIEW

Pin #	Assignment
1	Top
2	Bottom
3	Left
4	Right



SEE DETAIL A



DETAIL A

- NOTES:
1. ITO GLASS THICKNESS : 1.10mm
 2. ITO PET THICKNESS : 0.2mm
 3. SPACER ADHESIVE : 0.1mm
 4. OVERALL THICKNESS : 1.40mm ±0.07
 5. CONNECTOR AND PINOUT AS INDICATED
 6. DOTS : 0.1mm Dia. on 4.0mm CENTERS
 7. FRONT SURFACE - ANTIGLARE HARDCOAT
 8. OPTICAL SPECIFICATION : A001
 9. LAYER TO LAYER ASSEMBLY TOLERANCE: ±0.5mm
 10. ANTI-NEWTON'S RING TYPE

NO.	DATE	DESCRIPTION
A	APR 16, 2001	DIMENSIONS MODIFY
REVISION		
CHIEF OF DESIGN	APPROVED	
ENGINEER	PROJECT MANAGER	
DRAWN BY	DATE	APR 16, 2001
SHT 1 OF 1	REV.	A

San Technology, Inc.

TOLERANCES UNLESS SPECIFIED		PROJECT NAME : 9507
.X	± 0.50	DWG NO : 9507-1-01
.XX	± 0.25	
.XXX	± 0.10	
ANGULAR	.	SCALE: 1:1 UNIT: mm