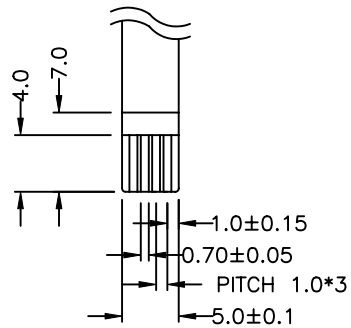
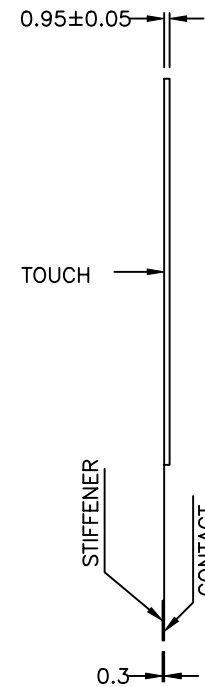
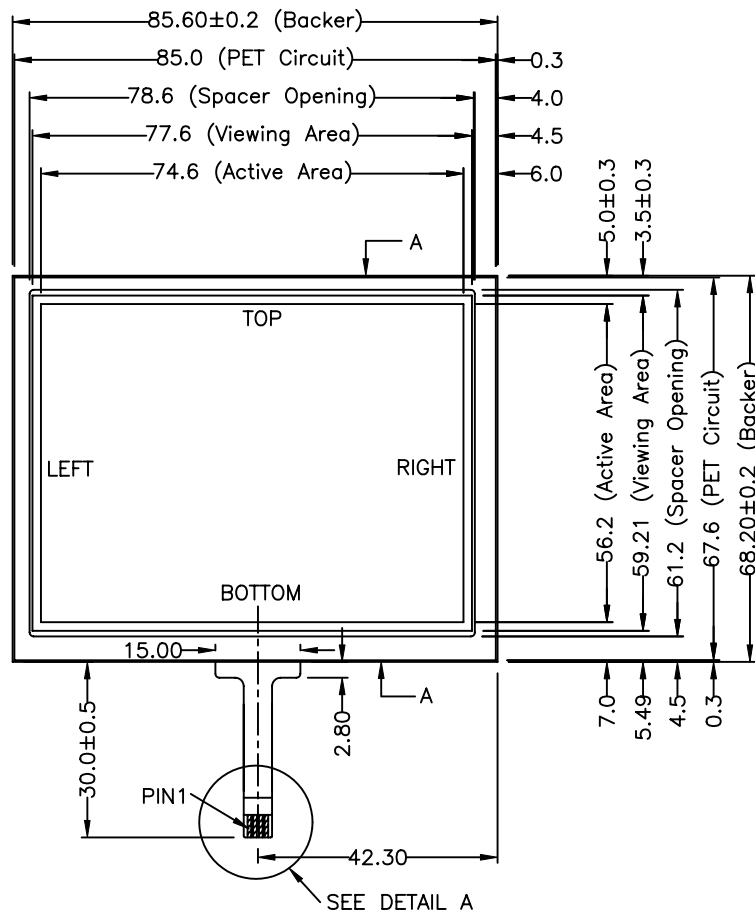


Pin #	Assignment
1	TOP
2	LEFT
3	BOTTOM
4	RIGHT



DETAIL A  
SCALE 2.0



SECTION A-A

NOTES:

1. ITO GLASS THICKNESS : 0.7mm
2. ITO PET TOP CIRCUIT THICKNESS : 0.2mm
3. SPACER ADHESIVE : 0.05mm
4. OVERALL THICKNESS : 0.95mm ±0.05
5. CONNECTOR AND PINOUT AS INDICATED
6. FRONT SURFACE CLEAR HARDCOAT
7. OPTICAL SPECIFICATION : A001
8. LAYER TO LAYER ASSEMBLY TOLERANCE: ±0.3mm
9. GASKET ADHESIVE THICKNESS : 0.1mm
10. FPC TAIL

NO.	DATE	DESCRIPTION
REVISION		
CHIEF OF DESIGN	APPROVED	
ENGINEER	PROJECT MANAGER	
DRAWN BY	DATE	JUN 17, 2003
SHT 1	OF 1	REV.

San Technology, Inc.	
TOLERANCES UNLESS SPECIFIED	
.X	± 0.35
.XX	± 0.35
.XXX	± 0.10
ANGULAR	.
PROJECT NAME:	9510
DWG NO:	9510-0-01
SCALE:	1:1 UNIT: mm