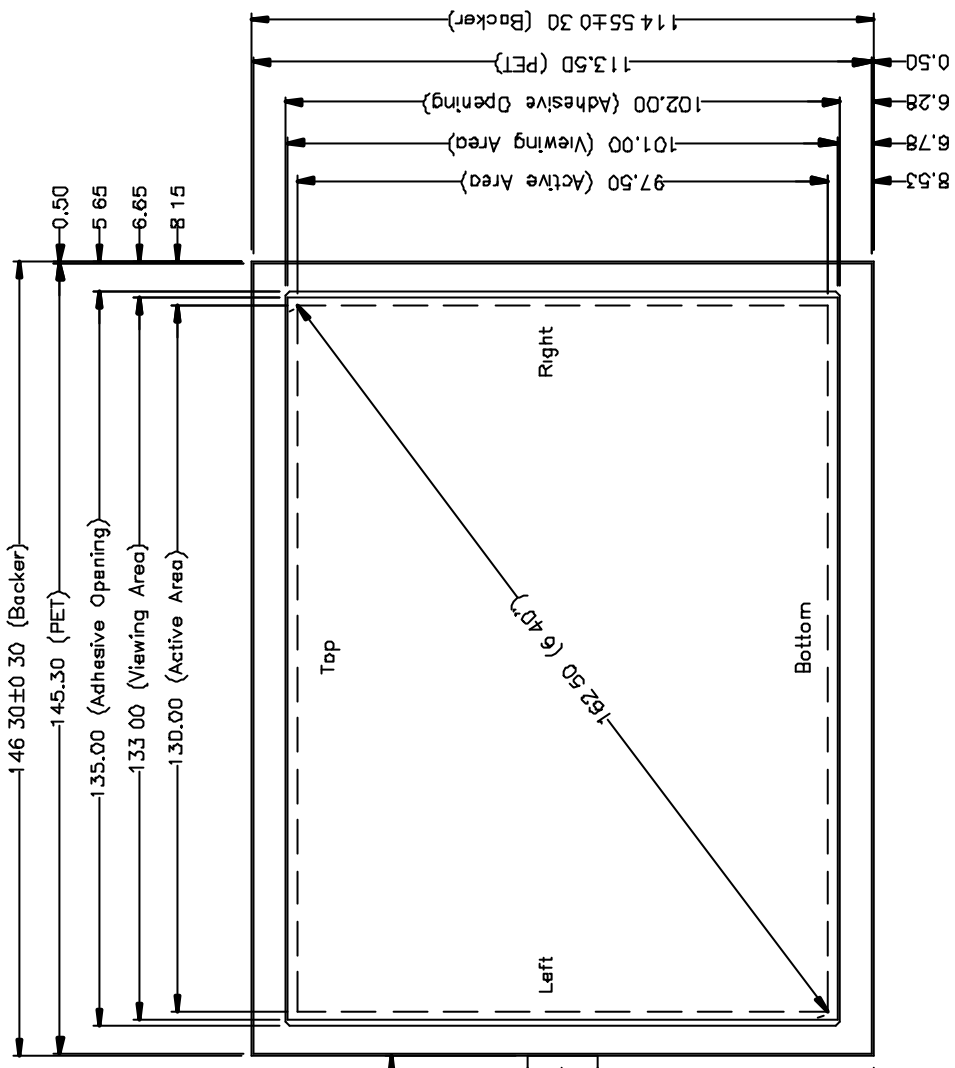
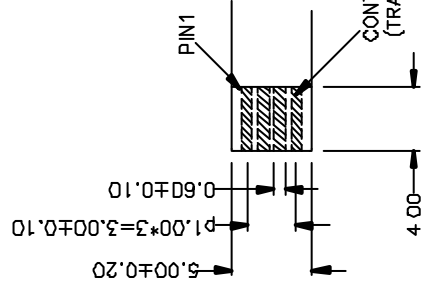


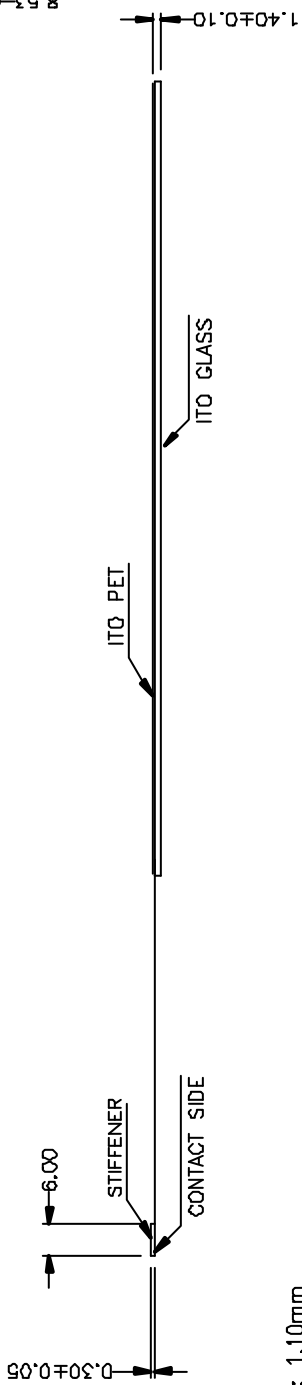
FRONT VIEW



Pin #	Assignment
1	Top
2	Left
3	Bottom
4	Right



DETAIL A



- NOTES:
1. ITO GLASS THICKNESS : 1.10mm
 2. OVERALL THICKNESS : 1.40±0.10mm
 3. CONNECTOR AND PINOUT AS INDICATED
 4. FRONT SURFACE , ANTI-GLARE HARDCOAT
 5. LAYER TO LAYER ASSEMBLY TOLERANCE ±0.30mm
 6. TAIL TYPE : FPC
 7. OTHER SPEC : SEE APPROVAL SHEET

NO.	DATE	DESCRIPTION	REVISION
		CHEF OF DESIGN	APPROVED
		ENGINEER	PROJECT NUMBER
		DRAWN BY	DATE
SHT 1	OF 1	REV.	

San Technology, Inc.

TOLERANCES UNLESS SPECIFIED	PROJECT NAME: 9525
XX ± 0.50	DWG NO 9525-0-01
XXX ± 0.30	SCALE: 1:1 UNIT: mm
ANGULAR	